



WEB CLIENT USER MANUAL





Index

1.....	L
LOGIN SCREEN	3
2.....	S
END SMS	4
2.1.....	S
END SINGLE SMS	4
2.2.....	S
END BULK SMS	5
2.3.....	S
END GROUP SMS	6
2.4.....	M
MESSAGE SCHEDULING	8
3.....	S
SCHEDULED JOBS	10
4.....	A
ADDRESS BOOK	11
5.....	R
REPORTS	13
5.1.....	S
SMS LOG REPORT	13
5.2.....	C
CREDIT DETAILS	15
6.....	M
MONTHLY SUMMARY	16
7.....	A
ADDITIONAL FEATURE	17



Login Screen

To access Web Client, enter Username and Password.

** Bulk Sms*
** Group Sms*
** Complete Solution*

Demo Header

English Spanish Arabic French Italian

Username :

Password :

Login

Copyright © XYZ LTD.



Send SMS

Send Single Message:

To send message to single mobile number at a time fill up details such as contact number, sender, message and Message-type.

Welcome : xy-demo1

Send Single SMS

SEND SMS

- Single SMS
- Bulk SMS
- Group SMS

SCHEDULED JOB

ADDRESS BOOK

REPORTS

MONTHLY SUMMARY

LOGOUT

Sender Information

Number: 9898922898

Sender: demo

Message

Message Type: Text

Message: demo message

Characters: 12 : 1 SMS Message(s)

Submit Reset

- Contact number **should not** be in alphanumeric form but plus(+) sign can be prefixed.
- Sender should be either numeric or alpha numeric. If numeric it could be as long as **18 characters** and if alpha numeric it could be as long as **11 characters**.
- Supports Long Message and message count indicating number of message formed i.e. Message Count is shown below the Message box.
- In text and flash message
1 message = 160 characters.
- And in Unicode message
1 message = 280 characters.
- As soon as submit button is clicked, message will be send immediately to the end user (destination mobile number).

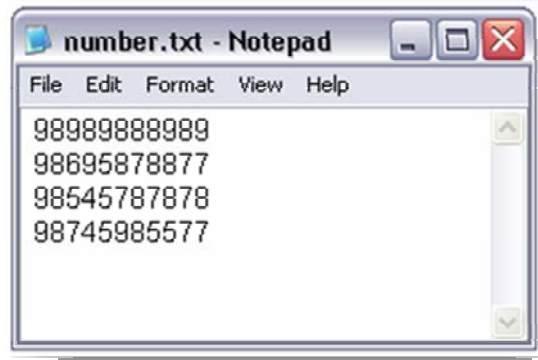
Note:

Some of the special characters are counted as 2 characters (^,(,),Enter key etc.)



Send Bulk Message:

To send message in bulk form enter sender and message details and choose text file which contain contact numbers as shown below. And numbers should not contain any alphanumeric character. After filling all information correctly click upload and send button to send bulk message.



Welcome : xy-
demo1

Send Bulk SMS

SEND SMS

- Single SMS
- Bulk SMS
- Group SMS

SCHEDULED JOB

ADDRESS BOOK

REPORTS

MONTHLY SUMMARY

LOGOUT

Sender Information

Attach Cell No File : number.bt

Sender : demo

Message

Message Type :

Message : demo message

Characters : 12 : 1 SMS Message(s)

Schedule

Schedule (GMT+05:30) Calcutta, Chennai, Mumbai, New De

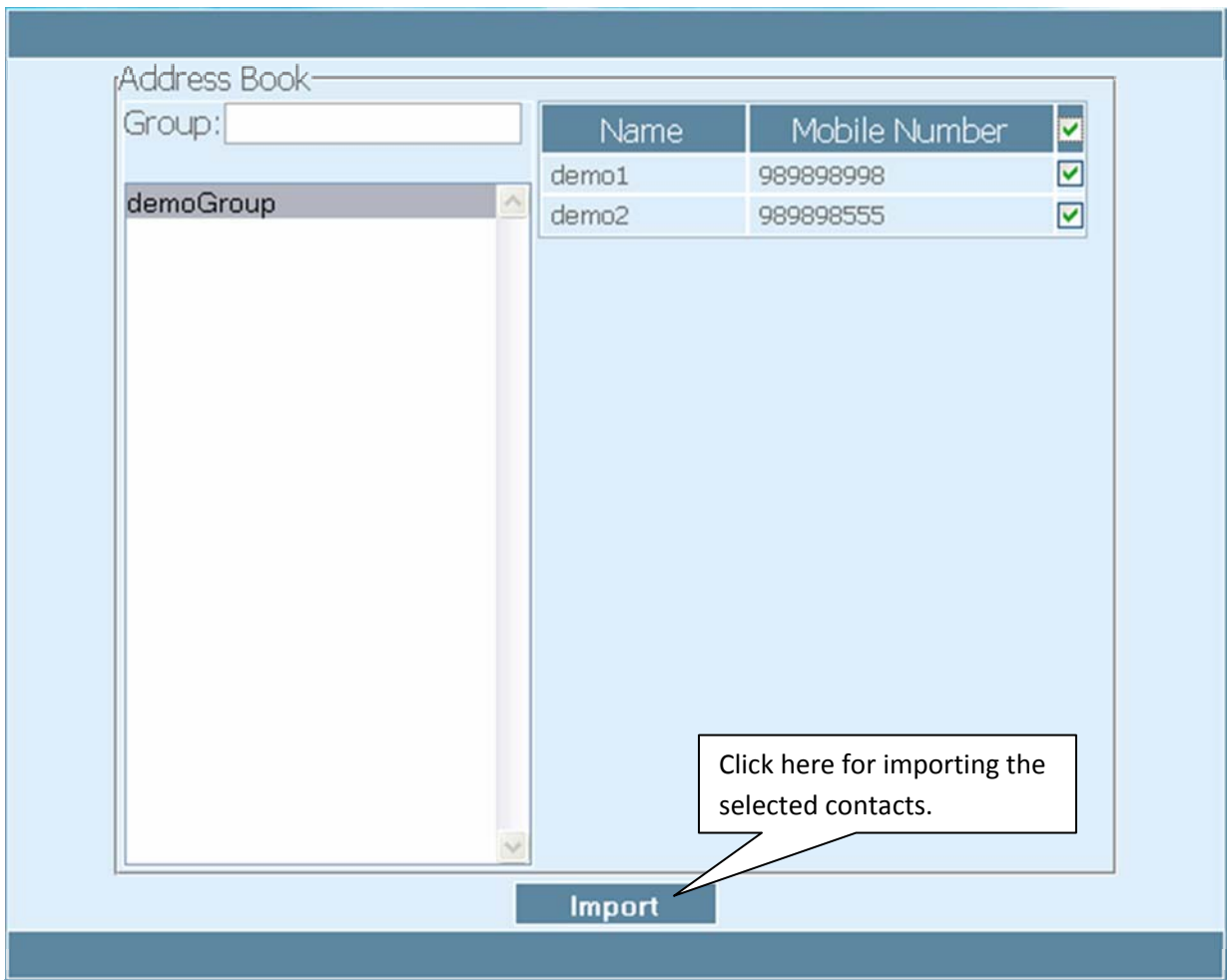


Send Group Message:

For sending messages to group of people at a time create a group using address book. After making group successfully select that group, selection will show contact details present in that group, select people form contact list or there is check all option by which selection of all contact details present in that group could be made directly.

Note that:

- Submit Button will send message to the contacts checked from the list.





Welcome : xy-
demo1

Send Group SMS

- SEND SMS
 - Single SMS
 - Bulk SMS
 - Group SMS
- SCHEDULED JOB
- ADDRESS BOOK
- REPORTS
- MONTHLY SUMMARY
- LOGOUT

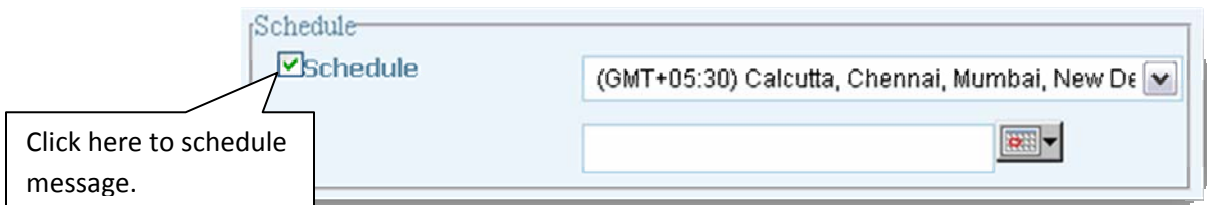
Sender Information	
Name :	demo2,demo1, Address Book
Sender :	demo
Message	
Message Type :	Text
Message :	demo message
Characters :	12 : 1 SMS Message(s)
Schedule	
<input type="checkbox"/> Schedule	(GMT+05:30) Calcutta, Chennai, Mumbai, New De
	<input type="text"/>
<input type="button" value="Submit"/> <input type="button" value="Reset"/>	



Message Scheduling:

This feature is present in Bulk Message and Group message .To schedule either bulk or group message click on schedule checkbox and select time zone, date and time from the drop-down list.

- Time zone: select correct time zone for scheduling SMS to its respected country time-zone.
- Date: select date on which you want to send your SMS.
- Time: select time you want to start sending SMS process.





Message :

Characters :

Schedule
 Schedule

03 : 45 PM

da)

February 2010						
Su	Mo	Tu	We	Th	Fr	Sa
	1	2	3	4	5	6
7	8	9	10	11	12	13
14	15	16	17	18	19	20
21	22	23	24	25	26	27
28						



Scheduled Job

Here you can view all the scheduled jobs. You can delete any scheduled job after uploading.

Welcome :
xy-demo1

Scheduled Job

- SEND SMS
- SCHEDULED JOB
- ADDRESS BOOK
- REPORTS
- MONTHLY SUMMARY
- LOGOUT

Advanced Search

By Category:

Enter Keyword:

[View Jobs.](#)

No.	Message	Sender	Sent	Scheduled Time	Start Time	Completion Time	Status	Delete
1	hello world	rsl	0/10		0000-00-00 00:00:00	0000-00-00 00:00:00	Scheduled	Delete
2	hello world	rsl	0/10		0000-00-00 00:00:00	0000-00-00 00:00:00	Scheduled	Delete

2 record(s) Found - Page 1 of 1

[1]



Address Book

- Address book feature allows making of groups and adding contact details.
- Click on add contact button to add contact details.
- Editing and updating any group detail or contact detail is possible.

Note that:

- Delete group will delete entire contact detail present in that group.

The screenshot displays the 'Address Book' page. On the left, a vertical sidebar contains a 'Welcome : xy-demo1' message and a list of navigation buttons: SEND SMS, SCHEDULED JOB, ADDRESS BOOK, REPORTS, MONTHLY SUMMARY, and LOGOUT. The main content area is titled 'Address Book' and features a light blue rounded rectangle containing two links: 'Manage Contacts' with the subtext 'Click here to Manage Contacts' and 'Manage Groups' with the subtext 'Click here to Manage Groups'.



Manage Groups:

Welcome : xy-demo1

SEND SMS
SCHEDULED JOB
ADDRESS BOOK
REPORTS
MONTHLY SUMMARY
LOGOUT

Manage Groups

Manage Groups

Group Name:

Add Group Reset

Group Name	Edit	Delete
demoGroup	Edit	Delete

Back

Manage Contacts:

Welcome : xy-demo1

SEND SMS
SCHEDULED JOB
ADDRESS BOOK
REPORTS
MONTHLY SUMMARY
LOGOUT

Manage Contacts

Manage Contacts

Manage Contacts: demoGroup

Name:

Mobile Number:

Add Reset

Import

Name	Mobile Number	Edit	Delete
demo1	989898998	Edit	Delete
demo2	989898555	Edit	Delete

Back



Reports

Sms Log Report:

- Log report will show message logged details.
- To view message logged details select date range and click on view report button.
- Export to CSV feature will exports records in Excel sheet.
- If there is no record present for the date selected status would be “No Records Found”.

Welcome : xy-
demo1

SMS Log

SEND SMS

SCHEDULED JOB

ADDRESS BOOK

REPORTS

→ SMS Log

→ Credit Details

MONTHLY SUMMARY

LOGOUT

Report For

From 2 February 2009

To 2 February 2010

Advanced Search

By Category: -- Select --

Enter Keyword :

View Report



Welcome :
xy-demo1

SMS Log

Export to CSV

Click to Export records
in Excel Sheet.

- SEND SMS
- SCHEDULED JOB
- ADDRESS BOOK
- REPORTS
 - SMS Log
 - Credit Details
- MONTHLY SUMMARY
- LOGOUT

No.	Mobile Number	Message	Type	Length	Credit Deducted	Sender	Date
1	9898989898	test	0	5	1	routesms	2009-05-14
2	9898989898	test	0	5	1	routesms	2009-05-14

2 record(s) Found - Page 1 of 1

[1]

Back



Credit Details:

- Credit details contain credit information such as credit allotted and credit used.
- Credit allotted: Total credit added to user account.
- Credit used: Total Credit Used.

Welcome :
xy-demo1

SEND SMS

SCHEDULED JOB

ADDRESS BOOK

REPORTS

→ SMS Log

→ Credit Details

MONTHLY SUMMARY

LOGOUT

Credit Details

Credit Details as of January 27, 2010

User:	xy-demo1
Credit Alloted:	20
Credit Used:	2.0000
Balance:	18.0000



Monthly Summary

- Monthly summary contains your **summary report** for **selected month**.
- Number of message sent indicates count of message sent at particular date of the month.

Welcome :
xy-demo1

Monthly Summary

- SEND SMS
- SCHEDULED JOB
- ADDRESS BOOK
- REPORTS
- MONTHLY SUMMARY
- LOGOUT

Report For

May 2009

View Report

Welcome :
xy-demo1

Monthly Summary

- SEND SMS
- SCHEDULED JOB
- ADDRESS BOOK
- REPORTS
- MONTHLY SUMMARY
- LOGOUT

Log for : May - 2009

Date	Total Messages Sent
2009-05-14	2
Total Messages	2
Back	



Additional Feature

Language Selector:

On login screen you can select any one of the available language, so that till the time you are using application, you will be able to see the application in that language.

English Spanish Arabic French Italian

اسم المستخدم :

كلمة السر :

تسجيل الدخول



Copyright

Copyright © 2010 **RouteSms Solutions Ltd.**

All Rights Reserved.

This product should not Copied, Reproduced, Translated, or Reduced to any medium in whole or in part, without prior Permission from RouteSms Solutions Pvt. Ltd. All information and content in this document is accurate and complete.

For more information on specific products and technical support please contact.

RouteSms Solutions Pvt. Ltd.

Office 408, Evershine Mall,
Mind Space,
New Link Road, Malad (w),
Mumbai-400 064,
India.

Tel: 91-22-42507676

E-mail: info@routesms.com

Web-site: <http://www.routesms.com>